

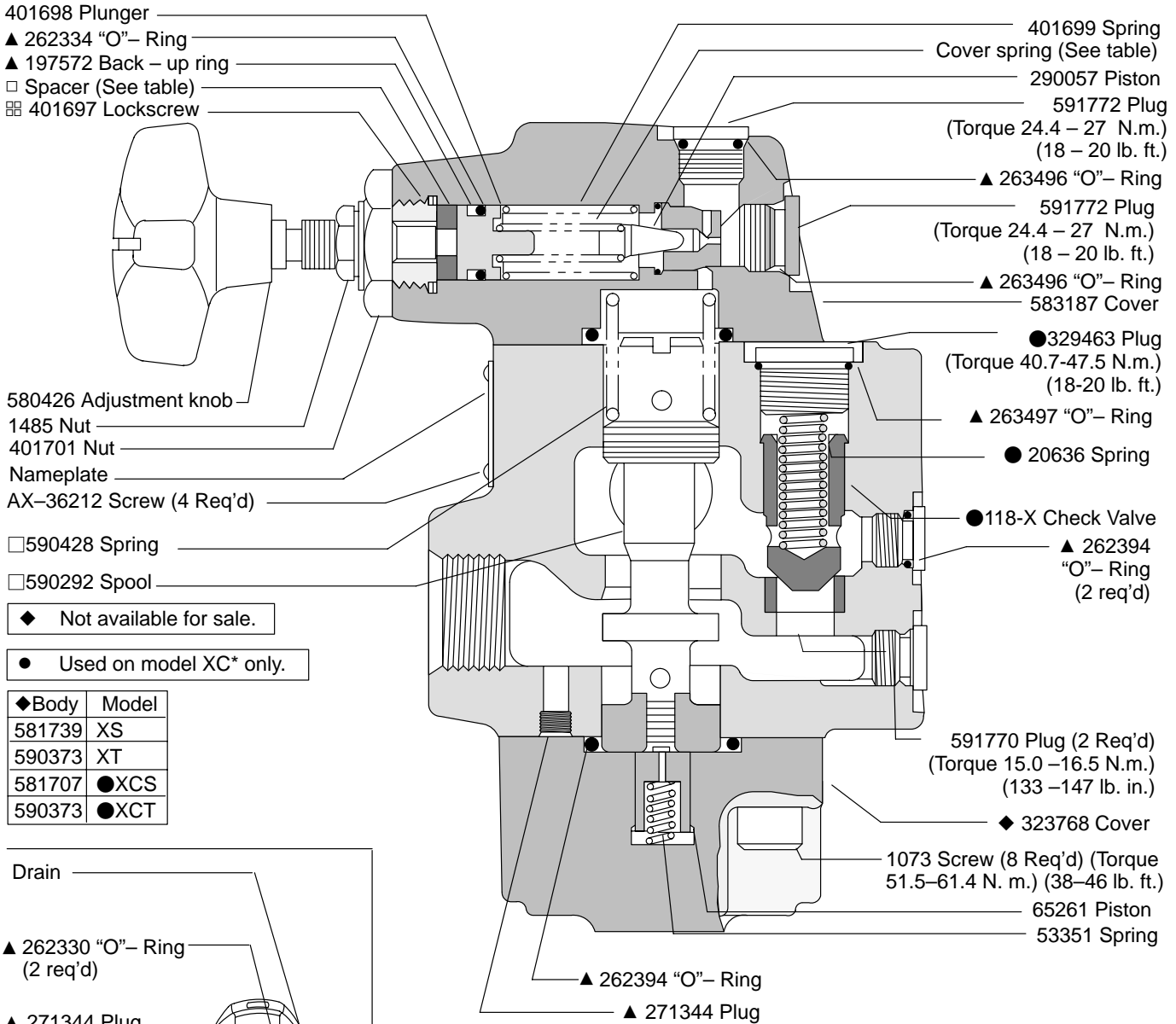
# Pressure Controls



## Pressure Reducing Valves

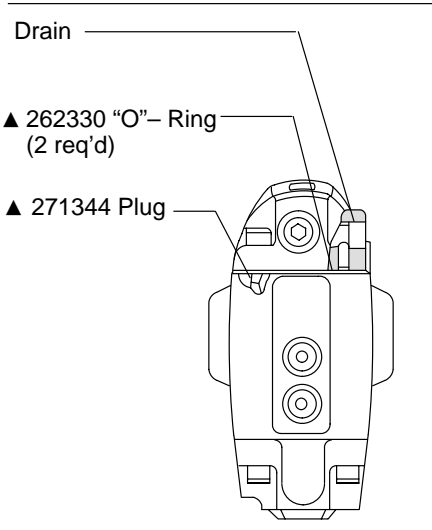
X(C)S - 06 - \*\* - 30

X(C)Y - 06 - \*\* - 30



- ◆ Not available for sale.
- Used on model XC\* only.

◆ Body	Model
581739	XS
590373	XT
581707	● XCS
590373	● XCT



Model	■ Cover spring	□ Spacer	Maximum P.S.I.
X(C)*-H06-1-30	2280		1000
X(C)*-H06-2-30	583937		2000
X(C)*-H06-3-30	401700	386715	2850

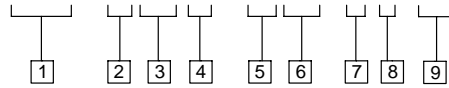
□ Included in Spool Kit S/A 941390

**NOTE**  
Install lockscrew W/Stepped O. D. end toward spacer or plunger as shown.

▲ Service all units with F3 seal kit 919615.

# Model Code

**(F3) - X(C) \* - H06 - \* \* -30**



**1 Seals**

**F3** - Seals for mineral oil and fire resistant fluids

**2 Model Series**

**X** - Pressure reducing valve

**3 Integral Check Valve**

Omitted - No check valve

**4 Threaded Connections**

**S** - 1.0625-12UN-2B Thd.

**T** - 3/4 inch NPTF Thd.

**5 High Flow**

**H** - 70 USgpm

**6 Nominal Valve Size**

**06** - 3/4 inch

**7 Maximum Adjustable Pressure**

**1** - 1000 PSI

**2** - 2000 PSI

**3** - 3000 PSI

**8 Maximum Rated Flow Capacity**

**B** - 15 USgpm

**F** - 30 USgpm

**9 Design**

For satisfactory service life of these components, use full flow filtration to provide fluid which meets ISO cleanliness code 18/15 or cleaner. Selections from Eaton OFF, OFR and OFRS filter series are recommended.